



























AGA Hawaii Chapter Membership Survey






1. Which sector are you currently within:			Response Percent	Response Count
Federal			30.6%	22
State			19.4%	14
Local			13.9%	10
Private Sector			25.0%	18
Retired			4.2%	3
Academia			1.4%	1
Non Profit			1.4%	1
Other (please specify)			4.2%	3
			<i>answered question</i>	72
			<i>skipped question</i>	0

2. I have been in the above sector for:			Response Percent	Response Count
0 - 1 year			2.8%	2
2 - 5 years			16.7%	12
6 - 10 years			20.8%	15
11 - 15 years			13.9%	10
16 years or more			45.8%	33
			<i>answered question</i>	72
			<i>skipped question</i>	0

3. My occupation is primarily:			Response Percent	Response Count
Budget			9.7%	7
Finance			8.3%	6
Accounting			12.5%	9
Auditing			54.2%	39
Not Applicable			4.2%	3
Other (please specify)			11.1%	8
			answered question	72
			skipped question	0

4. My dues are paid by:			Response Percent	Response Count
Myself			52.8%	38
My Employer			45.8%	33
Other (please specify)			1.4%	1
			answered question	72
			skipped question	0





5. My training is paid by:			Response Percent	Response Count
Myself			12.5%	9
My Employer			62.5%	45
Both Myself and My Employer			19.4%	14
Not Applicable			5.6%	4
Other (please specify)			0.0%	0
			answered question	72
			skipped question	0





6. My AGA lunches/activities are paid by:			Response Percent	Response Count
Myself			55.6%	40
My Employer			30.6%	22
Both Myself and My Employer			8.3%	6
Not Applicable			2.8%	2
Other (please specify)			2.8%	2
			answered question	72
			skipped question	0







7. The benefits of the AGA most important to me are: (Please rate each item with 1 being "least important" and 6 being "most important")

	1 (Least Important)	2	3	4	5	6 (Most Important)	Rating Average	Response Count
Networking/social interaction	4.2% (3)	2.8% (2)	20.8% (15)	15.3% (11)	27.8% (20)	29.2% (21)	4.47	72
Looks good on the resume	38.9% (28)	9.7% (7)	23.6% (17)	12.5% (9)	11.1% (8)	4.2% (3)	2.60	72
Information provided during the AGA luncheons	0.0% (0)	5.6% (4)	25.0% (18)	26.4% (19)	18.1% (13)	25.0% (18)	4.32	72
Information provided during AGA educational events (i.e. seminars)	0.0% (0)	1.4% (1)	5.6% (4)	13.9% (10)	34.7% (25)	44.4% (32)	5.15	72
CPE credits	12.5% (9)	1.4% (1)	15.3% (11)	9.7% (7)	20.8% (15)	40.3% (29)	4.46	72
Professional certification	16.7% (12)	9.7% (7)	22.2% (16)	16.7% (12)	13.9% (10)	20.8% (15)	3.64	72
Other important benefits (please specify)								2
answered question								72
skipped question								0

8. I consider my membership in AGA to be:

		Response Percent	Response Count
Not that valuable – does not meet professional needs		0.0%	0
Somewhat valuable		13.9%	10
Neither positive or negative (neutral)		2.8%	2
Somewhat positive		30.6%	22
Very positive		52.8%	38
answered question			72
skipped question			0






9. How many chapter meetings have you attended this year? (July 2007 – June 2008)			Response Percent	Response Count
0			34.8%	23
1-2			24.2%	16
3-4			19.7%	13
more than 4			21.2%	14
			answered question	66
			skipped question	6

10. If you have not been able to attend as many chapter meetings as you planned, what were the reasons? (check reasons that apply)			Response Percent	Response Count
Work conflict			60.6%	40
Travel status			13.6%	9
Cost for activity was too high			0.0%	0
Not interested in topic / speaker			13.6%	9
Time commitment required			33.3%	22
Distance (Luncheon location too far)			12.1%	8
Other (please specify)			12.1%	8
			answered question	66
			skipped question	6




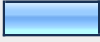




11. Based on your experience, please rate chapter meetings on a scale of 1 - 5 with 1 = poor and 5 = excellent.

	1 (Poor)	2	3	4	5 (Excellent)	Rating Average	Response Count
Length of time	0.0% (0)	0.0% (0)	33.3% (22)	51.5% (34)	15.2% (10)	3.82	66
Speakers and Topics	0.0% (0)	1.5% (1)	30.3% (20)	40.9% (27)	27.3% (18)	3.94	66
Interaction with other members	0.0% (0)	1.5% (1)	22.7% (15)	54.5% (36)	21.2% (14)	3.95	66
Food	0.0% (0)	0.0% (0)	39.4% (26)	43.9% (29)	16.7% (11)	3.77	66
Location	1.5% (1)	1.5% (1)	33.3% (22)	50.0% (33)	13.6% (9)	3.73	66
Facilities	0.0% (0)	0.0% (0)	30.3% (20)	53.0% (35)	16.7% (11)	3.86	66
	answered question						66
	skipped question						6









12. Which location(s) do you prefer for the AGA luncheons?

		Response Percent	Response Count
Sam Choy's BLC		39.4%	26
Hale Koa Hotel		10.6%	7
Ala Moana Hotel		30.3%	20
No Preference		28.8%	19
Other (please specify)		16.7%	11
	answered question		66
	skipped question		6

13. How can chapter meetings be improved (pick top 3)?

		Response Percent	Response Count
More technical topics (auditing, computer, etc.)		40.7%	24
Start earlier		5.1%	3
Shorter meetings		18.6%	11
Different time of day/week (specify day/time in comments field)		10.2%	6
Different location/facilities		37.3%	22
Better food		13.6%	8
Combine with free training to get CPE credits		66.1%	39
Reduce costs (provide acceptable price range in comments field)		6.8%	4
		Comments	6
		<i>answered question</i>	59
		<i>skipped question</i>	13

14. I would like to see more program topics offered in the following categories (pick top 3).



		Response Percent	Response Count
Auditing		34.4%	22
Fraud		46.9%	30
Financial Management		39.1%	25
Internal Controls		32.8%	21
Leadership/Management		43.8%	28
Technology		32.8%	21
Personal Development		28.1%	18
Other (please specify)		4.7%	3
answered question			64
skipped question			8

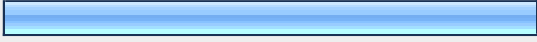

15. Please rate on a scale of 1 -5 with 1 = poor and 5 = excellent, the following Educational Programs:

	1 (Poor)	2	3	4	5 (Excellent)	Have Not Attended	Rating Average	Response Count
Pacific Emerging Issues Conference/RPDI (PEIC/RPDI)	0.0% (0)	0.0% (0)	1.5% (1)	28.8% (19)	65.2% (43)	4.5% (3)	4.73	66
Government Technology Conference (GTC)	0.0% (0)	0.0% (0)	4.5% (3)	16.7% (11)	22.7% (15)	56.1% (37)	5.30	66
Seminars/Workshops	0.0% (0)	1.5% (1)	16.7% (11)	33.3% (22)	27.3% (18)	21.2% (14)	4.50	66
answered question								66
skipped question								6



16. Please provide suggestions for future seminars/workshops:		Response Count
		9
	<i>answered question</i>	9
	<i>skipped question</i>	63

17. Educational Programs – Provide any general comments:		Response Count
		6
	<i>answered question</i>	6
	<i>skipped question</i>	66







18. Would you like to see the chapter become more involved in community service?			
		Response Percent	Response Count
Yes		61.9%	39
No		38.1%	24
	<i>answered question</i>		63
	<i>skipped question</i>		9

19. Would you actively participate in the chapter's community service efforts?			
		Response Percent	Response Count
Yes		58.7%	37
No		41.3%	26
	<i>answered question</i>		63
	<i>skipped question</i>		9

20. What type of community service would you participate in?			
		Response Percent	Response Count
Charities helping the community		60.3%	38
Charities providing educational services		34.9%	22
Charities helping people with disabilities		19.0%	12
Charities helping disadvantaged children / mothers		23.8%	15
Charities benefiting the arts		15.9%	10
Other (please specify)		14.3%	9
		answered question	63
		skipped question	9

21. Have you participated in the chapter's evening activities?			
		Response Percent	Response Count
Yes		54.0%	34
No		46.0%	29
		answered question	63
		skipped question	9




22. Do you have an interest in participating in the following events?			
	Yes	No	Response Count
Golf Tournament	23.8% (15)	76.2% (48)	63
Sponsored Event (i.e. Charity Walkathon)	54.0% (34)	46.0% (29)	63
Student Program Activities (i.e. Students' Night)	49.2% (31)	50.8% (32)	63
		Other (please specify)	1
	answered question		63
	skipped question		9




23. How do you hear about chapter events? (pick those that apply)			
		Response Percent	Response Count
AGA chapter website		29.0%	18
Newsletter		46.8%	29
Colleague		24.2%	15
E-mail		85.5%	53
Chapter phone tree		8.1%	5
Other (please specify)		1.6%	1
	answered question		62
	skipped question		10

24. Please indicate agreement with each of the following statements using a scale of 1 = strong disagreement and 5 = strong agreement (3 = neutral):



	1 (Strong Disagreement)	2	3 (Neutral)	4	5 (Strong Agreement)	Rating Average	Response Count
Like more communication with chapter members	1.6% (1)	0.0% (0)	50.0% (31)	35.5% (22)	12.9% (8)	3.58	62
Like more communications about chapter members	0.0% (0)	3.2% (2)	54.8% (34)	33.9% (21)	8.1% (5)	3.47	62
Like more communication with chapter leadership	1.6% (1)	4.8% (3)	58.1% (36)	27.4% (17)	8.1% (5)	3.35	62
Like to receive communications through e-mail	1.6% (1)	1.6% (1)	21.0% (13)	32.3% (20)	43.5% (27)	4.15	62
Like to use media to publicize chapter activities	1.6% (1)	6.5% (4)	56.5% (35)	27.4% (17)	8.1% (5)	3.34	62
	<i>answered question</i>						62
	<i>skipped question</i>						10

25. What is your opinion of the chapter's newsletter?

		Response Percent	Response Count
It is very informative as published – do not change		46.8%	29
Informative, but can be improved		43.5%	27
I do not read the newsletter		9.7%	6
	Comments		3
	<i>answered question</i>		62
	<i>skipped question</i>		10

26. What is your opinion of the chapter's website?			Response Percent	Response Count
It is very informative – I regularly review the website			21.0%	13
Generally informative but I am not a regular user of the website			56.5%	35
I seldom/never use the website			22.6%	14
			Comments	5
			answered question	62
			skipped question	10

27. General Comments:			Response Count
			7
			answered question
			skipped question
			65

28. OPTIONAL - Please enter your name and email address if you want to be included in the survey prize drawings. Personal information will be kept strictly confidential.			Response Percent	Response Count
Name:			100.0%	41
Email Address:			92.7%	38
			answered question	41
			skipped question	31